

Aipom

By Brandon

Build by LuIS

PaPerPokés

www.pokemonpapercraft.net



Build the ears from the inside out.

closing at the bottom.



Start at the fur on the top of the head and close it at the bottom. Glue it to the body after the feet are placed.


31
32
37
30
Build the body from the legs up, closing at the top. Glue the arms to pieces 31 and 32 and glue this set together to the body.
29
19
28
20
34
36
21
35
33
22
27
25
23
24
26

Build the hand from the fingers to the base. Be careful, it's the hardest part of the model.



Glue the feet to the body after all is completed. Make sure that they stand on a flat surface, so the model will stand without weight.